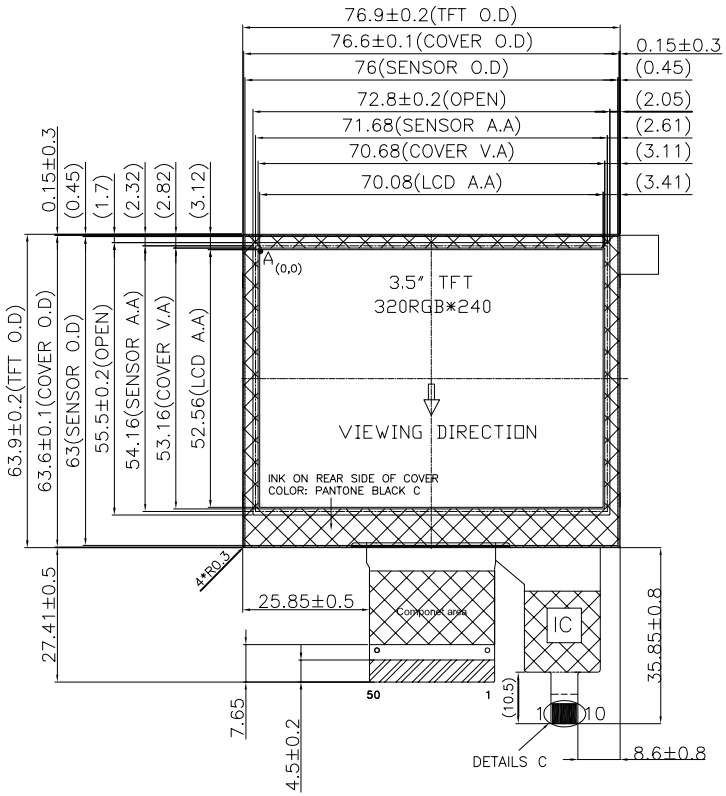

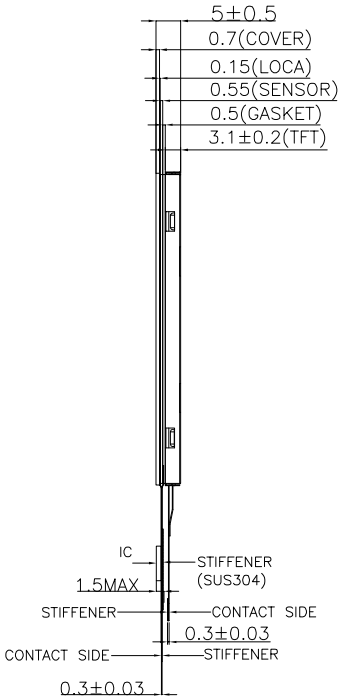

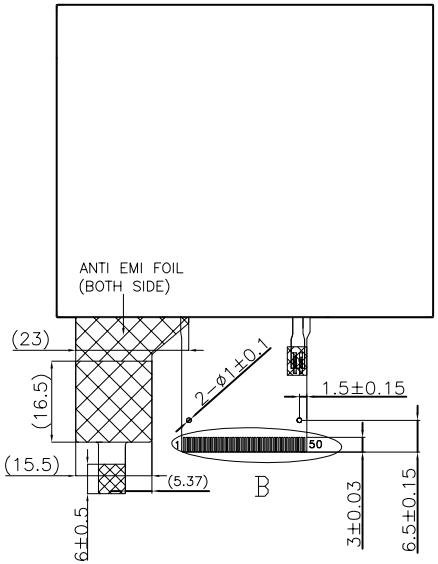

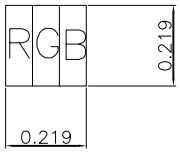

DETAIL A

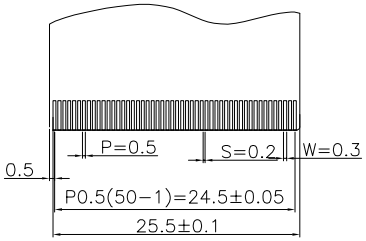

DETAIL B 2:1

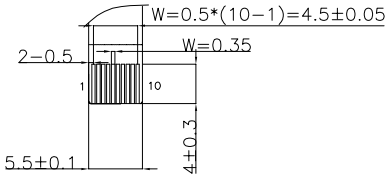

DETAIL C
SCALE 2:1

Circuit Diagram:



CTP FPC ASSIGNMENT:

1	VSS
2	VDD
3	SCL
4	NC
5	SDA
6	NC
7	/RST
8	NC
9	/INT
10	VSS

TFT FPC ASSIGNMENT:

PIN	SYMBLE
1	VCI
2	VCI
3	VSS
4	VDDIO
5	VSS
6	RESET
7	DC/SDC(RS)
8	E/RD
9	WR
10	CS
11	SCL
12	SDO
13	SDI
14	WSYNC(NC)
15	D17
16	D16
17	D15
18	D14
19	D13
20	D12
21	D11
22	D10
23	D9
24	D8
25	D7
26	D6
27	D5
28	D4
29	D3
30	D2
31	D1
32	D0
33	VSS
34	DOTCLK
35	HSYNC
36	VSYNC
37	OE
38	VSS
39	PS0
40	PS1
41	PS2
42	PS3
43	VSS
44	NC
45	NC
46	NC
47	NC
48	VSS
49	LEDK
50	LEDA

NOTES FOR TFT:

1. DISPLAY TYPE: TFT,TRANSMISSIVE,NORMALLY WHITE.
2. OPERATING VOLTAGE: VCI/VDDIO=3.3V.
3. VIEWING DIRECTION: 12 O'CLOCK.
4. IC DRIVER: SSD2119.
5. OPERATING TEMP: -20°C ~ 70°C.
6. STORAGE TEMP: -30°C ~ 80°C.
7. LED BACKLIGHT: 6-CHIP WHITE LED, If=20mA,Vf=19.2V.
8. GENERAL TOLERANCE: ±0.2.
9. RECOMMENDED CASE OPEN AREA SHOULD BE LESS THAN MODULE V.A.
10. RoHS COMPLIANT.

NOTES FOR CTP:

1. 3.5 INCH PROJECTIVE CAPACITIVE TOUCH PANEL.
2. OPERATING VOLTAGE: VDD=VDDIO=3.3V.
3. COVER GLASS + SENSOR GLASS + FPCA.
4. RESOLUTION: 320 X 240 DOTS.
5. IC DRIVER: FT5446 (SMT), I2C INTERFACE.
6. MULTI FINGER: UP TO 5.
7. HARDNESS OF COVER SURFACE: 7H.
8. PCAP + GASKET + TFT.

VER.	REVISED DESCRIPTION	DATE
01	FIRST ISSUE	2016.09.30

MULTI-INNO TECHNOLOGY CO.,LTD.

DRAWN BY:	VICTOR 2016.09.30	SCALE : 1/1	MODULE P/N: MI0350ADT-5CP3
CHECKED BY:		UNIT: mm	
APPROVED BY:			DESCRIPTION: TFT & CTP MODULE
VERSION NO:	01		